

Signify Classified - Internal
Cooper Lighting Solutions Photometric Lab
1121 Highway 74 South
Peachtree City, GA 30269



Scaled data based on original data using
LM-79-08 Approved Method: Electrical and Photometric Measurements of Solid-
State Lighting Products

Test Report Prepared for
Cooper Lighting Solutions
(formerly Eaton)

Brand: STREETWORKS

Report Number: P867571

Luminaire Tested: **MEM2-HTN-SA-100-722-U-T2U-HSS**

Issue Date: 08/21/2024



Test Information

Test Method: LM-79-08
Report Number: P867571
Test Lab: INNOVATION CENTER(G3)
Issue Date: 08/21/2024
Manufacturer: COOPER LIGHTING SOLUTIONS (FORMERLY EATON)
Product Line: STREETWORKS
Catalog Number: MEM2-HTN-SA-100-722-U-T2U-HSS
Description: EPIC MODERN TALL HOUSING DISCRETE LED ARRAYS 100W 70CRI 2200K
FIXTURE w/ TYPE II URBAN DISTRIBUTION OPTIC AND HOUSE SIDE SHIELD
Light Source: (20) 2200K CCT, 70 CRI LEDS
Ballast/Driver: ELECTRONIC DRIVER

Summary

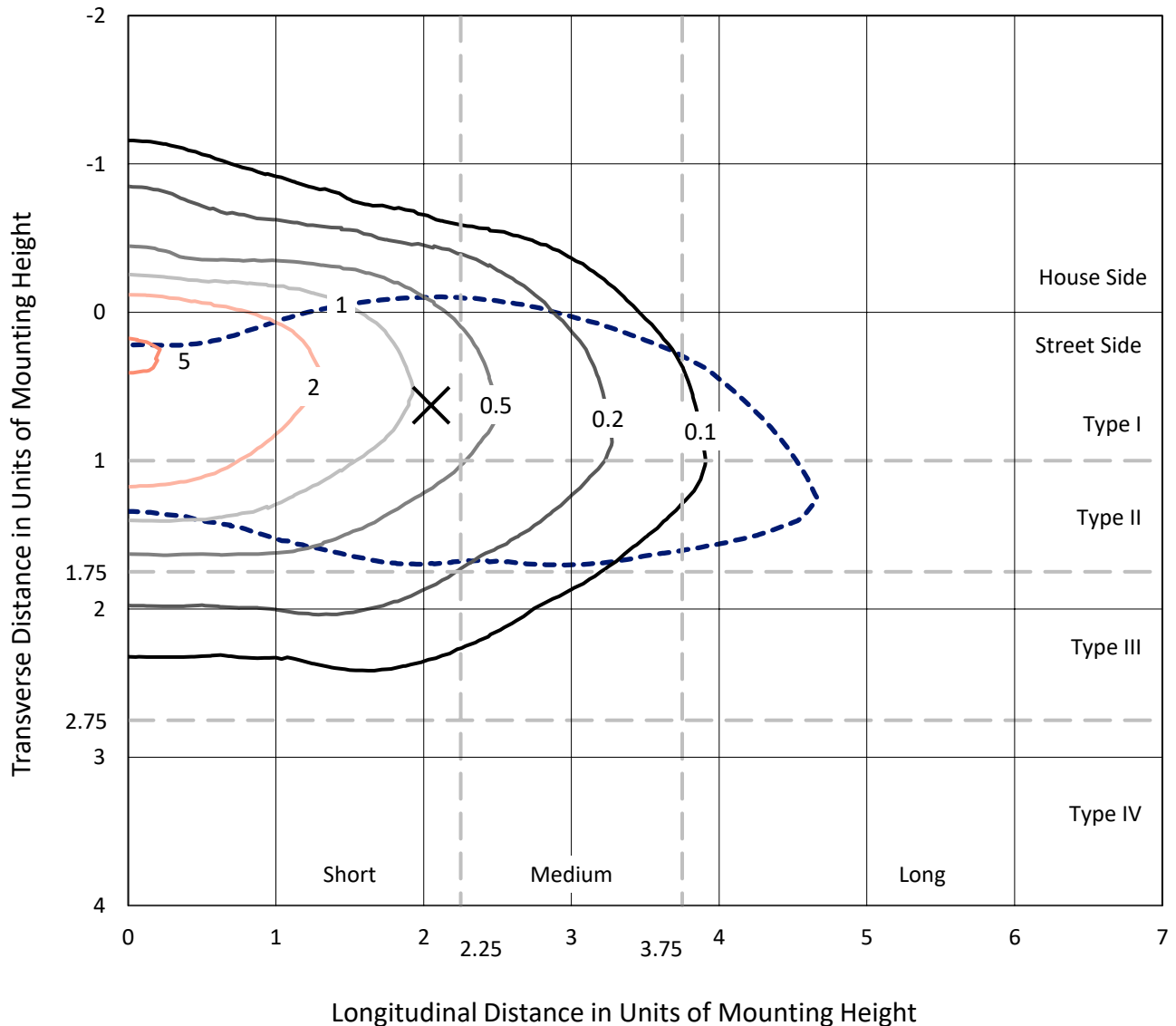
Lumens per Lamp: N/A
Luminaire Lumens: 7486.3 lumens
Efficiency: N/A
Efficacy: 83.2 lumens/watt
Luminous Opening: Rectangular (W 0.67' x L: 0.33' x H: 0')
IES Classification: Type II - Short
BUG Rating: B1 - U0 - G2

Input Watts (W): 90
Input Voltage (V): 120
Input Current (A_{in}): NR
Voltage Rise (V): NR
Power Factor: 0.99
Total Harmonic Distortion (THDi): 6.20%
Frequency (hertz): 60
Stabilization Time: NR
Operation Time: NR
Ambient Temperature (°C): NR
Test Distance: 24 FT

REPORT NUMBER: P867571
 CATALOG NUMBER: MEM2-HTN-SA-100-722-U-T2U-HSS

Iso-Footcandle Lines of Horizontal Illumination

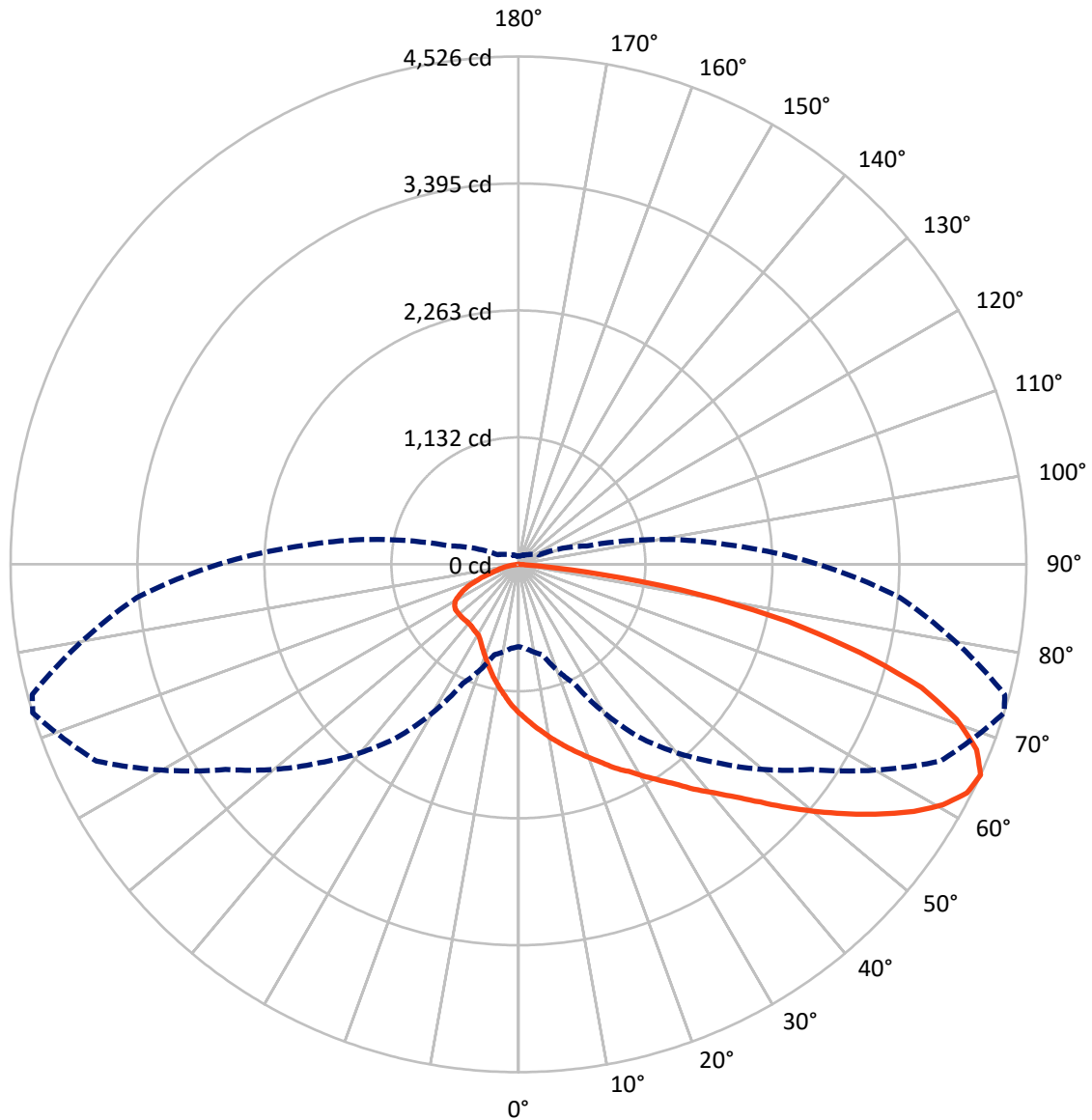
✕ Max cd
 - - - 1/2 Max cd



Based on 20 foot mounting height. Maximum calculated value = 5.4 fc
 Type II - Short - N/A

REPORT NUMBER: P867571
CATALOG NUMBER: MEM2-HTN-SA-100-722-U-T2U-HSS

Luminous Intensity Polar Plot



— Vertical Plane Through 73-Deg Lateral - - - Horizontal Cone Through 65-Deg Vertical

REPORT NUMBER: P867571
 CATALOG NUMBER: MEM2-HTN-SA-100-722-U-T2U-HSS

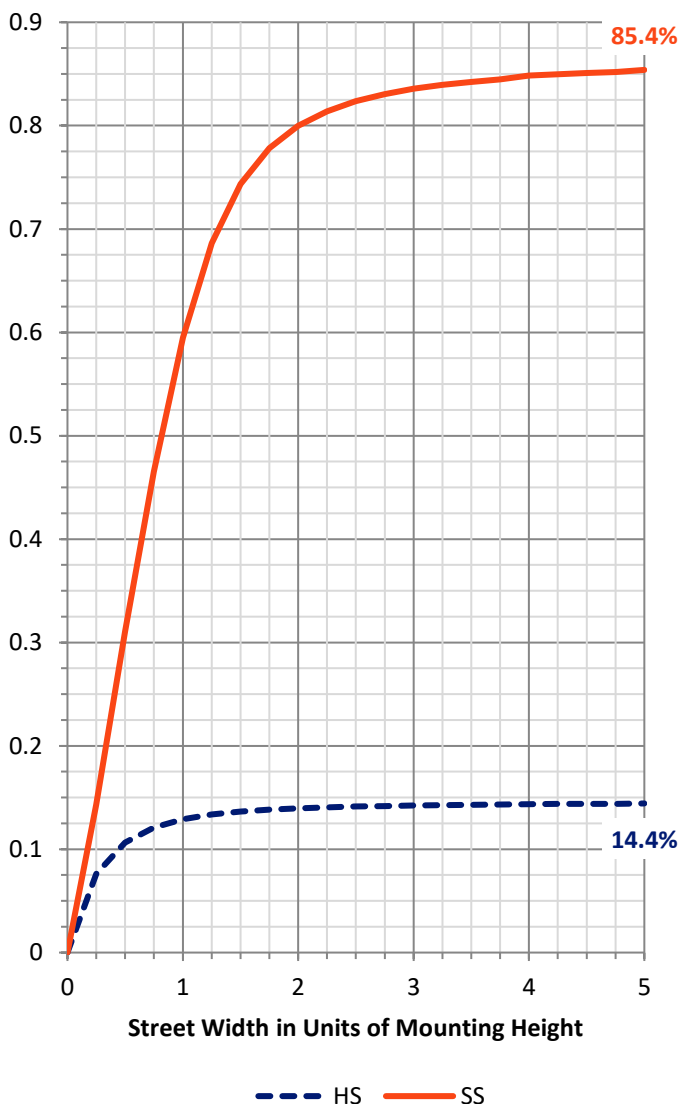
FLUX DISTRIBUTION:

		Downward	Upward	Total
House Side	Lumens	1088.6	0.0	1088.6
	% Fixture	14.5	0.0	14.5
Street Side	Lumens	6397.7	0.0	6397.7
	% Fixture	85.5	0.0	85.5
Total	Lumens	7486.3	0.0	7486.3
	% Fixture	100.0	0.0	100.0

ZONAL LUMENS:

Zone	Lumens	% Fixture
0°-10°	128.2	1.7
10°-20°	389.6	5.2
20°-30°	652.5	8.7
30°-40°	984.3	13.1
40°-50°	1390.7	18.6
50°-60°	1564.9	20.9
60°-70°	1403.3	18.7
70°-80°	853.5	11.4
80°-90°	119.4	1.6
90°-100°	0.0	0.0
100°-110°	0.0	0.0
110°-120°	0.0	0.0
120°-130°	0.0	0.0
130°-140°	0.0	0.0
140°-150°	0.0	0.0
150°-160°	0.0	0.0
160°-170°	0.0	0.0
170°-180°	0.0	0.0
0°-90°	7486.3	100.0
0°-180°	7486.3	100.0

Coefficient of Utilization



REPORT NUMBER: P867571

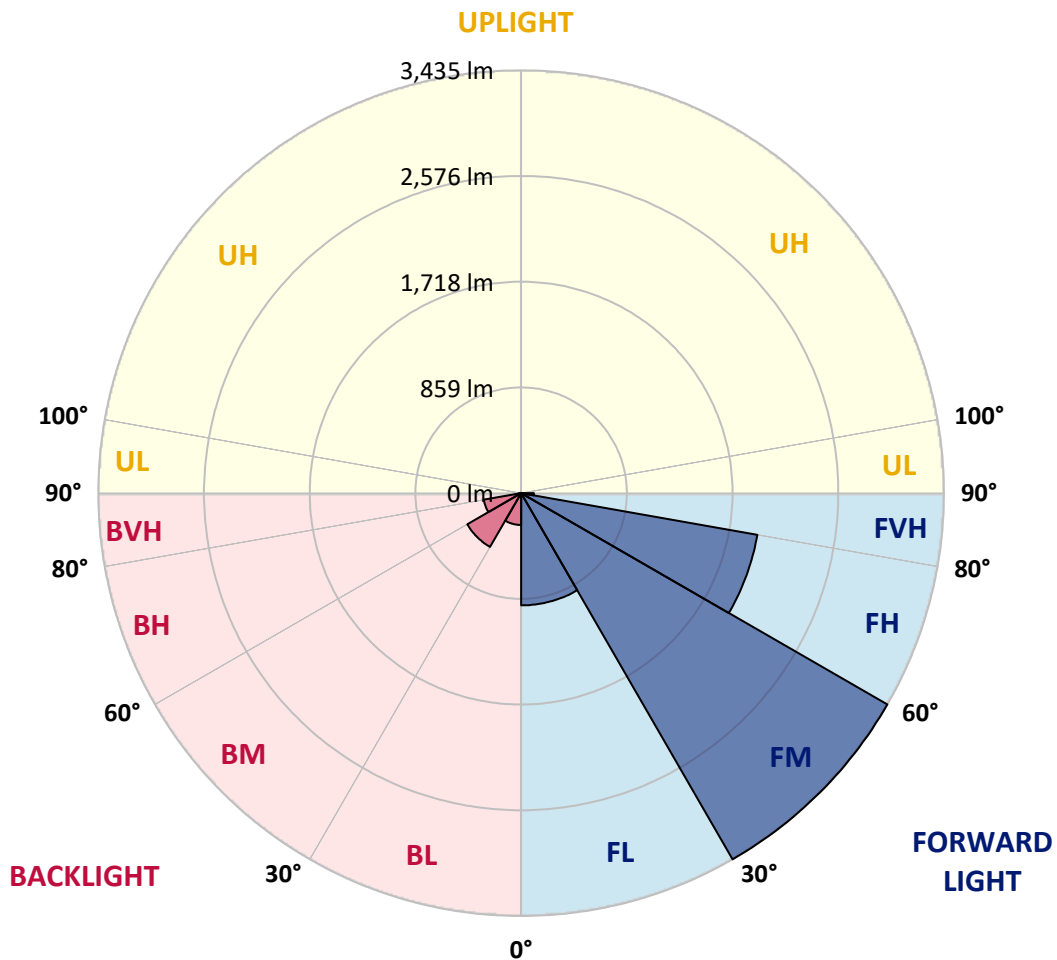
CATALOG NUMBER: MEM2-HTN-SA-100-722-U-T2U-HSS

LUMINAIRE CLASSIFICATION SYSTEM LUMEN TABLE AND BUG RATING:

Zone	Lumens	% Fixture	Zone Rating/Lumen Limit		
			B	U	G
FL (0°-30°)	911.7	12.2			
FM (30°-60°)	3435.1	45.9			
FH (60°-80°)	1948.4	26.0			G2/5000
FVH (80°-90°)	102.6	1.4			G2/225
BL (0°-30°)	258.6	3.5	B1/500		
BM (30°-60°)	504.8	6.7	B1/1000		
BH (60°-80°)	308.4	4.1	B1/500		G1/500
BVH (80°-90°)	16.8	0.2			G1/100
UL (90°-100°)	0.0	0.0		U0/0	
UH (100°-180°)	0.0	0.0		U0/0	

BUG Rating: B1-U0-G2

Type II Short





REPORT NUMBER: P867571

CATALOG NUMBER: MEM2-HTN-SA-100-722-U-T2U-HSS

CANDELA DISTRIBUTION (FULL):

	0°	5°	15°	25°	35°	45°	55°	65°	73°	75°	85°
0°	1328.1	1328.1	1328.1	1328.1	1328.1	1328.1	1328.1	1328.1	1328.1	1328.1	1328.1
2.5°	1532.9	1524.1	1510.9	1499.9	1480.1	1453.6	1431.6	1403.0	1383.2	1376.5	1347.9
5°	1755.4	1744.4	1728.9	1702.5	1649.7	1618.8	1561.6	1495.5	1442.6	1431.6	1365.5
7.5°	1984.4	1980.0	1944.8	1905.1	1841.3	1773.0	1684.9	1581.4	1504.3	1486.7	1385.4
10°	2178.2	2158.4	2138.6	2101.2	2032.9	1936.0	1821.4	1678.3	1570.4	1541.7	1405.2
12.5°	2295.0	2288.4	2270.7	2226.7	2160.6	2076.9	1940.4	1773.0	1634.2	1594.6	1425.0
15°	2380.9	2387.5	2369.9	2341.2	2273.0	2193.7	2061.5	1872.1	1702.5	1656.3	1447.0
17.5°	2462.4	2458.0	2455.8	2422.7	2361.1	2281.8	2147.4	1953.6	1770.8	1720.1	1469.0
20°	2508.6	2510.8	2506.4	2493.2	2433.7	2356.6	2231.1	2050.5	1845.7	1788.4	1497.7
22.5°	2532.8	2541.7	2550.5	2548.3	2499.8	2440.3	2310.4	2127.6	1922.8	1863.3	1532.9
25°	2548.3	2554.9	2574.7	2601.1	2557.1	2508.6	2398.5	2220.1	2013.1	1944.8	1574.8
27.5°	2561.5	2570.3	2594.5	2634.2	2598.9	2570.3	2475.6	2299.4	2090.1	2028.5	1623.2
30°	2647.4	2658.4	2658.4	2678.2	2638.6	2632.0	2561.5	2394.1	2187.1	2121.0	1684.9
32.5°	2874.2	2852.2	2812.6	2792.7	2698.0	2700.2	2645.2	2488.8	2290.6	2224.5	1762.0
35°	3070.2	3070.2	3021.8	2957.9	2806.0	2775.1	2742.1	2614.3	2402.9	2339.0	1863.3
37.5°	3259.7	3261.9	3211.2	3156.1	2982.1	2872.0	2854.4	2735.5	2541.7	2466.8	1969.0
40°	3378.6	3391.8	3378.6	3336.7	3169.4	3041.6	2964.5	2872.0	2673.8	2616.5	2090.1
42.5°	3398.4	3424.8	3473.3	3486.5	3305.9	3193.6	3105.5	3013.0	2832.4	2768.5	2228.9
45°	3347.8	3356.6	3464.5	3479.9	3407.2	3314.7	3255.3	3178.2	3021.8	2966.7	2383.1
47.5°	3209.0	3191.4	3228.8	3363.2	3391.8	3387.4	3402.8	3365.4	3242.0	3171.6	2552.7
50°	2911.7	2918.3	3039.4	3202.4	3301.5	3413.8	3512.9	3554.8	3464.5	3394.0	2735.5
52.5°	2369.9	2400.7	2632.0	3017.4	3189.2	3396.2	3592.2	3733.2	3695.7	3627.5	2916.1
55°	1947.0	1993.2	2224.5	2720.1	3035.0	3310.3	3638.5	3920.4	3927.0	3874.1	3081.3
57.5°	1524.1	1561.6	1806.0	2259.7	2814.8	3176.0	3645.1	4081.2	4156.1	4094.4	3226.6
60°	1193.7	1220.2	1363.3	1883.1	2543.9	2984.4	3596.6	4208.9	4349.9	4303.6	3352.2
62.5°	905.2	925.0	1052.8	1488.9	2211.3	2759.7	3433.7	4255.2	4486.4	4442.4	3422.6
65°	733.4	751.0	834.7	1169.5	1883.1	2499.8	3187.0	4149.5	4526.1	4486.4	3413.8
67.5°	599.1	605.7	674.0	911.8	1592.4	2206.9	2825.8	3874.1	4404.9	4402.7	3312.5
70°	484.5	502.2	559.4	726.8	1323.7	1869.9	2405.1	3442.5	4142.9	4164.9	3109.9
72.5°	411.9	416.3	466.9	601.3	1079.2	1517.5	1991.0	2944.7	3757.4	3775.0	2792.7
75°	348.0	354.6	392.0	486.7	876.6	1204.8	1601.2	2378.7	3145.1	3220.0	2352.2
77.5°	299.5	301.7	328.2	400.9	623.3	905.2	1173.9	1784.0	2462.4	2515.2	1847.9
80°	235.7	240.1	268.7	317.2	433.9	588.1	810.5	1220.2	1645.2	1704.7	1279.6
82.5°	110.1	123.3	129.9	174.0	226.9	290.7	383.2	508.8	744.4	742.2	596.9
85°	11.0	8.8	8.8	13.2	19.8	19.8	24.2	28.6	57.3	68.3	52.9
87.5°	0.0	0.0	0.0	2.2	4.4	4.4	4.4	6.6	6.6	6.6	6.6
90°	0.0	0.0	0.0	0.0	0.0	0.0	0.0	0.0	0.0	0.0	0.0



REPORT NUMBER: P867571

CATALOG NUMBER: MEM2-HTN-SA-100-722-U-T2U-HSS

CANDELA DISTRIBUTION (continued):

	90°	95°	105°	115°	125°	135°	145°	155°	165°	175°	180°
0°	1328.1	1328.1	1328.1	1328.1	1328.1	1328.1	1328.1	1328.1	1328.1	1328.1	1328.1
2.5°	1334.7	1314.9	1279.6	1246.6	1224.6	1207.0	1178.3	1160.7	1147.5	1129.9	1127.7
5°	1330.3	1295.1	1224.6	1165.1	1107.8	1059.4	1008.7	977.9	944.9	929.4	942.7
7.5°	1334.7	1277.4	1167.3	1077.0	991.1	914.0	848.0	806.1	775.3	759.9	762.1
10°	1336.9	1262.0	1118.9	993.3	883.2	792.9	718.0	660.7	623.3	614.5	603.5
12.5°	1332.5	1242.2	1070.4	911.8	779.7	680.6	592.5	548.4	511.0	493.4	493.4
15°	1336.9	1226.8	1019.7	836.9	687.2	572.6	497.8	449.3	427.3	411.9	414.1
17.5°	1336.9	1213.6	971.3	764.3	596.9	491.2	422.9	383.2	361.2	352.4	350.2
20°	1352.3	1202.6	925.0	696.0	517.6	418.5	363.4	332.6	315.0	306.1	301.7
22.5°	1363.3	1193.7	883.2	629.9	451.5	365.6	319.4	290.7	277.5	273.1	273.1
25°	1383.2	1191.5	845.7	566.0	398.6	326.0	284.1	262.1	251.1	246.7	246.7
27.5°	1411.8	1195.9	810.5	511.0	359.0	286.3	255.5	237.9	231.3	229.1	226.9
30°	1453.6	1215.8	788.5	469.1	321.6	262.1	233.5	222.4	218.0	215.8	215.8
32.5°	1508.7	1251.0	779.7	447.1	299.5	242.3	218.0	209.2	204.8	204.8	202.6
35°	1577.0	1290.6	773.1	427.3	284.1	229.1	207.0	198.2	196.0	196.0	196.0
37.5°	1658.5	1332.5	762.1	414.1	275.3	218.0	198.2	189.4	189.4	189.4	189.4
40°	1748.8	1394.2	759.9	405.3	268.7	211.4	189.4	180.6	180.6	180.6	180.6
42.5°	1850.1	1460.2	757.7	398.6	264.3	207.0	180.6	171.8	171.8	171.8	171.8
45°	1973.4	1543.9	762.1	394.2	264.3	202.6	174.0	163.0	160.8	160.8	160.8
47.5°	2094.6	1623.2	766.5	389.8	259.9	196.0	165.2	154.2	152.0	149.8	149.8
50°	2224.5	1704.7	766.5	385.4	255.5	189.4	158.6	143.2	141.0	138.8	138.8
52.5°	2352.2	1773.0	768.7	378.8	244.5	178.4	147.6	134.4	129.9	127.7	125.5
55°	2475.6	1845.7	770.9	367.8	231.3	167.4	141.0	125.5	118.9	114.5	114.5
57.5°	2568.1	1905.1	759.9	345.8	213.6	156.4	129.9	114.5	105.7	101.3	101.3
60°	2656.2	1942.6	740.0	312.8	196.0	145.4	121.1	103.5	94.7	90.3	90.3
62.5°	2691.4	1949.2	693.8	255.5	174.0	134.4	110.1	94.7	88.1	85.9	85.9
65°	2671.6	1920.6	632.1	202.6	154.2	121.1	101.3	88.1	79.3	72.7	72.7
67.5°	2563.7	1821.4	548.4	160.8	134.4	110.1	92.5	79.3	70.5	63.9	63.9
70°	2358.8	1662.9	427.3	127.7	116.7	96.9	83.7	72.7	63.9	57.3	57.3
72.5°	2057.1	1442.6	310.5	107.9	101.3	85.9	74.9	66.1	57.3	52.9	52.9
75°	1695.9	1112.2	220.2	92.5	90.3	77.1	68.3	59.5	52.9	48.5	48.5
77.5°	1273.0	775.3	171.8	81.5	79.3	70.5	61.7	55.1	48.5	46.3	44.0
80°	848.0	480.1	129.9	61.7	59.5	55.1	50.7	46.3	39.6	35.2	35.2
82.5°	378.8	202.6	66.1	35.2	30.8	26.4	22.0	15.4	15.4	13.2	13.2
85°	39.6	26.4	13.2	8.8	8.8	6.6	6.6	6.6	4.4	4.4	4.4
87.5°	6.6	6.6	4.4	4.4	4.4	2.2	2.2	2.2	2.2	2.2	2.2
90°	0.0	0.0	0.0	0.0	0.0	0.0	0.0	0.0	0.0	0.0	0.0

LM-79-2019: Approved Method: Electrical and Photometric Measurements of Solid-
State Lighting Products

Report Prepared for

Cooper Lighting Solutions

Streetworks

Report Number: SP1-2407-157-2

Test Date: 08/07/2024

Luminaire Tested: MEM2-HTN-SA-40-722-U-5WQ-2

Data in this report applies to families of products including MEM2-HTN-SA-40-722-U-5WQ-2

Test Information

Test Method: LM-79-2019
 Report Number: SP1-2407-157-2
 Test Lab: COOPER LIGHTING SOLUTIONS
 Photometer: SP1 - 76IN SPHERE
 Measurement Geometry: 4π
 Issue Date: 08/20/2024
 Manufacturer: COOPER LIGHTING SOLUTIONS
 Product Line: Streetworks
 Catalog Number: **MEM2-HTN-SA-40-722-U-5WQ-2**
 Description: Epic Modern Light Square 40W 5WQ Optic and Flare Trim

Spectral Parameters

CCT (K): 2253
 CIE u': 0.2868
 CIE v': 0.5332
 Duv: -0.0014
 CIE x: 0.4974
 CIE y: 0.4110
 CIE z: 0.0915
 Peak Wavelength (nm): 603
 Dominant Wavelength (nm): 587
 Purity: 72.69432
 Rf: 76.9
 Rg: 92.7

CRI (Ra): 70.6
 R1: 68.4
 R2: 88.7
 R3: 85.4
 R4: 63.5
 R5: 69.0
 R6: 88.9
 R7: 68.5
 R8: 32.0
 R9: -36.0
 R10: 78.2
 R11: 61.0
 R12: 74.2
 R13: 72.8
 R14: 92.2
 R15: 58.0



Test Conditions

Stabilization Time: 29M
 Operation Time: 1H 29M
 Sphere Temperature (°C): 24.1

REPORT NUMBER: SP1-2407-157-2

Measurement and Test Equipment			
Instrument	Identification Number	Calibration Date	Calibration Due Date
Photometer	IN0058	6/18/2024	12/18/2024
Power Meter	INXT2011004	2/8/2024	2/8/2025
AC Power Source	IN0063	10/24/2023	10/24/2024
DC Power Source	IN0208	10/24/2023	10/24/2024
Sphere Thermometer	IN0085	10/24/2023	10/24/2024
Room Thermometer	IN0046	10/24/2023	10/24/2024

REPORT NUMBER: SP1-2407-157-2

CIE 1931 Chromaticity Diagram



CIE 1931 Chromaticity Diagram with 2017 ANSI 7-Step and 4-Step Quadrangles



Point lies inside the ANSI 2200K 4-step quadrangle

REPORT NUMBER: SP1-2407-157-2

Photopic Flux vs. Wavelength



Photopic Lumens: NR

λ (nm)	Power W [^] /nm	Lumens (ϕ /nm)	λ (nm)	Power W [^] /nm	Lumens (ϕ /nm)	λ (nm)	Power W [^] /nm	Lumens (ϕ /nm)	λ (nm)	Power W [^] /nm	Lumens (ϕ /nm)	λ (nm)	Power W [^] /nm	Lumens (ϕ /nm)
360	0	NR	490	117	NR	620	896	NR	750	20	NR	880	0	NR
365	0	NR	495	137	NR	625	838	NR	755	17	NR	885	0	NR
370	0	NR	500	160	NR	630	774	NR	760	14	NR	890	0	NR
375	0	NR	505	183	NR	635	704	NR	765	12	NR	895	0	NR
380	0	NR	510	202	NR	640	635	NR	770	10	NR	900	0	NR
385	0	NR	515	219	NR	645	565	NR	775	9	NR	905	0	NR
390	0	NR	520	235	NR	650	501	NR	780	7	NR	910	0	NR
395	0	NR	525	249	NR	655	440	NR	785	6	NR	915	0	NR
400	0	NR	530	263	NR	660	383	NR	790	5	NR	920	0	NR
405	0	NR	535	281	NR	665	332	NR	795	5	NR	925	0	NR
410	1	NR	540	302	NR	670	286	NR	800	4	NR	930	0	NR
415	3	NR	545	331	NR	675	245	NR	805	3	NR	935	0	NR
420	6	NR	550	366	NR	680	210	NR	810	3	NR	940	0	NR
425	12	NR	555	411	NR	685	178	NR	815	3	NR	945	0	NR
430	21	NR	560	469	NR	690	152	NR	820	2	NR	950	0	NR
435	38	NR	565	536	NR	695	129	NR	825	2	NR	955	0	NR
440	66	NR	570	614	NR	700	109	NR	830	2	NR	960	0	NR
445	122	NR	575	701	NR	705	92	NR	835	1	NR	965	0	NR
450	215	NR	580	785	NR	710	77	NR	840	1	NR	970	0	NR
455	236	NR	585	863	NR	715	66	NR	845	1	NR	975	0	NR
460	170	NR	590	928	NR	720	55	NR	850	1	NR	980	0	NR
465	148	NR	595	971	NR	725	47	NR	855	1	NR	985	0	NR
470	132	NR	600	994	NR	730	40	NR	860	1	NR	990	0	NR
475	104	NR	605	996	NR	735	33	NR	865	1	NR	995	0	NR
480	97	NR	610	979	NR	740	28	NR	870	1	NR	1000	0	NR
485	105	NR	615	943	NR	745	24	NR	875	0	NR			

REPORT NUMBER: SP1-2407-157-2

Scotopic Flux vs. Wavelength



Scotopic Lumens: NR

S/P: 0.96

λ (nm)	Power W [^] /nm	Lumens (φ/nm)	λ (nm)	Power W [^] /nm	Lumens (φ/nm)	λ (nm)	Power W [^] /nm	Lumens (φ/nm)	λ (nm)	Power W [^] /nm	Lumens (φ/nm)	λ (nm)	Power W [^] /nm	Lumens (φ/nm)
360	0	NR	490	117	NR	620	896	NR	750	20	NR	880	0	NR
365	0	NR	495	137	NR	625	838	NR	755	17	NR	885	0	NR
370	0	NR	500	160	NR	630	774	NR	760	14	NR	890	0	NR
375	0	NR	505	183	NR	635	704	NR	765	12	NR	895	0	NR
380	0	NR	510	202	NR	640	635	NR	770	10	NR	900	0	NR
385	0	NR	515	219	NR	645	565	NR	775	9	NR	905	0	NR
390	0	NR	520	235	NR	650	501	NR	780	7	NR	910	0	NR
395	0	NR	525	249	NR	655	440	NR	785	6	NR	915	0	NR
400	0	NR	530	263	NR	660	383	NR	790	5	NR	920	0	NR
405	0	NR	535	281	NR	665	332	NR	795	5	NR	925	0	NR
410	1	NR	540	302	NR	670	286	NR	800	4	NR	930	0	NR
415	3	NR	545	331	NR	675	245	NR	805	3	NR	935	0	NR
420	6	NR	550	366	NR	680	210	NR	810	3	NR	940	0	NR
425	12	NR	555	411	NR	685	178	NR	815	3	NR	945	0	NR
430	21	NR	560	469	NR	690	152	NR	820	2	NR	950	0	NR
435	38	NR	565	536	NR	695	129	NR	825	2	NR	955	0	NR
440	66	NR	570	614	NR	700	109	NR	830	2	NR	960	0	NR
445	122	NR	575	701	NR	705	92	NR	835	1	NR	965	0	NR
450	215	NR	580	785	NR	710	77	NR	840	1	NR	970	0	NR
455	236	NR	585	863	NR	715	66	NR	845	1	NR	975	0	NR
460	170	NR	590	928	NR	720	55	NR	850	1	NR	980	0	NR
465	148	NR	595	971	NR	725	47	NR	855	1	NR	985	0	NR
470	132	NR	600	994	NR	730	40	NR	860	1	NR	990	0	NR
475	104	NR	605	996	NR	735	33	NR	865	1	NR	995	0	NR
480	97	NR	610	979	NR	740	28	NR	870	1	NR	1000	0	NR
485	105	NR	615	943	NR	745	24	NR	875	0	NR			

REPORT NUMBER: SP1-2407-157-2

Melanopic Flux vs. Wavelength



Melanopic Lumens: NR

M/P: 1.71

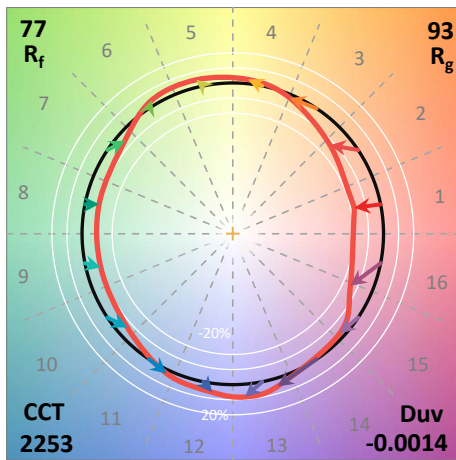
λ (nm)	Power W ² /nm	Lumens (φ/nm)	λ (nm)	Power W ² /nm	Lumens (φ/nm)	λ (nm)	Power W ² /nm	Lumens (φ/nm)	λ (nm)	Power W ² /nm	Lumens (φ/nm)	λ (nm)	Power W ² /nm	Lumens (φ/nm)
360	0	NR	490	117	NR	620	896	NR	750	20	NR	880	0	NR
365	0	NR	495	137	NR	625	838	NR	755	17	NR	885	0	NR
370	0	NR	500	160	NR	630	774	NR	760	14	NR	890	0	NR
375	0	NR	505	183	NR	635	704	NR	765	12	NR	895	0	NR
380	0	NR	510	202	NR	640	635	NR	770	10	NR	900	0	NR
385	0	NR	515	219	NR	645	565	NR	775	9	NR	905	0	NR
390	0	NR	520	235	NR	650	501	NR	780	7	NR	910	0	NR
395	0	NR	525	249	NR	655	440	NR	785	6	NR	915	0	NR
400	0	NR	530	263	NR	660	383	NR	790	5	NR	920	0	NR
405	0	NR	535	281	NR	665	332	NR	795	5	NR	925	0	NR
410	1	NR	540	302	NR	670	286	NR	800	4	NR	930	0	NR
415	3	NR	545	331	NR	675	245	NR	805	3	NR	935	0	NR
420	6	NR	550	366	NR	680	210	NR	810	3	NR	940	0	NR
425	12	NR	555	411	NR	685	178	NR	815	3	NR	945	0	NR
430	21	NR	560	469	NR	690	152	NR	820	2	NR	950	0	NR
435	38	NR	565	536	NR	695	129	NR	825	2	NR	955	0	NR
440	66	NR	570	614	NR	700	109	NR	830	2	NR	960	0	NR
445	122	NR	575	701	NR	705	92	NR	835	1	NR	965	0	NR
450	215	NR	580	785	NR	710	77	NR	840	1	NR	970	0	NR
455	236	NR	585	863	NR	715	66	NR	845	1	NR	975	0	NR
460	170	NR	590	928	NR	720	55	NR	850	1	NR	980	0	NR
465	148	NR	595	971	NR	725	47	NR	855	1	NR	985	0	NR
470	132	NR	600	994	NR	730	40	NR	860	1	NR	990	0	NR
475	104	NR	605	996	NR	735	33	NR	865	1	NR	995	0	NR
480	97	NR	610	979	NR	740	28	NR	870	1	NR	1000	0	NR
485	105	NR	615	943	NR	745	24	NR	875	0	NR			

Summary

$R_f = 76.9$
 $R_g = 92.7$
 CIE $R_a = 70.6$
 $R_9 = -36.0$



Color Vector Graphics



Individual Sample Fidelity Index ($R_{f,i}$)

CES01 = 87	CES26 = 76	CES51 = 88	CES76 = 78
CES02 = 65	CES27 = 94	CES52 = 85	CES77 = 75
CES03 = 32	CES28 = 93	CES53 = 80	CES78 = 79
CES04 = 72	CES29 = 81	CES54 = 86	CES79 = 82
CES05 = 51	CES30 = 91	CES55 = 83	CES80 = 81
CES06 = 52	CES31 = 83	CES56 = 77	CES81 = 51
CES07 = 44	CES32 = 75	CES57 = 75	CES82 = 92
CES08 = 42	CES33 = 88	CES58 = 76	CES83 = 88
CES09 = 29	CES34 = 88	CES59 = 84	CES84 = 90
CES10 = 79	CES35 = 94	CES60 = 91	CES85 = 65
CES11 = 62	CES36 = 90	CES61 = 82	CES86 = 48
CES12 = 68	CES37 = 97	CES62 = 91	CES87 = 76
CES13 = 45	CES38 = 98	CES63 = 86	CES88 = 78
CES14 = 75	CES39 = 97	CES64 = 70	CES89 = 61
CES15 = 72	CES40 = 94	CES65 = 71	CES90 = 80
CES16 = 48	CES41 = 95	CES66 = 71	CES91 = 80
CES17 = 51	CES42 = 89	CES67 = 70	CES92 = 51
CES18 = 57	CES43 = 80	CES68 = 74	CES93 = 68
CES19 = 74	CES44 = 99	CES69 = 84	CES94 = 44
CES20 = 68	CES45 = 83	CES70 = 72	CES95 = 66
CES21 = 88	CES46 = 81	CES71 = 75	CES96 = 75
CES22 = 81	CES47 = 88	CES72 = 89	CES97 = 76
CES23 = 92	CES48 = 73	CES73 = 68	CES98 = 72
CES24 = 92	CES49 = 82	CES74 = 85	CES99 = 63
CES25 = 73	CES50 = 87	CES75 = 80	



Color Rendition by Hue-Angle Bin



Measure Comparisons



(END OF REPORT)